



Kiwa Ltd.
 Unit 5 Prime Park Way
 Prime Enterprise Park
 Derby
 DE1 3QB
 T: +44 (0)1332 383333
 E: uk.bpenquiries@kiwa.com
 W: www.kiwa.co.uk/bda

BAR-18-045-P-A-UK
BDA Agrément®
BreatherQuilt
Thermal Insulation Layer
(Pitched Roof Applications)

YBS Insulation Ltd.
 Unit 1 Craggs Industrial Park
 Morven Street
 Creswell
 Derbyshire
 S80 4AJ
 T: +44 (0)1909 721662
 E: technical@ybsinsulation.com
 W: www.ybsinsulation.com


SCOPE OF AGRÉMENT

This Agrément relates to BreatherQuilt (hereinafter the 'Product'). The Product is for use as a flexible thermal insulation layer and breather membrane used in conjunction with additional insulation materials or on its own. The Product can be installed above timber rafters in tiled or slated pitched timber roofs where the ceiling lining follows the pitch of the roof. The Product can be used in new or existing domestic buildings, and non-domestic buildings with similar temperature and humidity conditions.

PRODUCT DESCRIPTION

The Product is a multi-foil insulation blanket consisting of 11 layers. The layers include polyester fibre wadding separated by breathable perforated aluminium foil coated polyethylene terephthalate (PET) film. The outer face is a waterproof breathable membrane and the internal face is a perforated aluminium foil laminate with polyethylene backing and reinforcing glass fibre scrim (Foil-Tec Single). The Product is manufactured in accordance with the requirements of Draft BS EN 16863. For use with YBS Silver Cloth Waterproof Jointing Tape and built in Double Sided Horizontal Overlapping Jointing Tape.

PRODUCT ILLUSTRATION



THIRD-PARTY ACCEPTANCE

NHBC - for detailed information see section 3.3 (Third-Party Acceptance).

STATEMENT

It is the opinion of Kiwa Ltd., that the Product is fit for its intended use, provided it is specified, installed and used in accordance with this Agrément.

Chris Vurley, CEng
 Technical Manager, Building Products

Mark Crowther, M.A. (Oxon)
 Kiwa Ltd. Technical Director

SUMMARY OF AGRÉMENT

This document provides independent information to specifiers, building control personnel, contractors, installers and other construction industry professionals considering the fitness for the intended use of the Product. This Agrément covers the following:

- Conditions of use;
- Production Control, Quality Management System and the Annual Verification procedure;
- Product components and ancillary items, points of attention for the Specifier and examples of details;
- Installation;
- Independently assessed Product characteristics and other information;
- Compliance with national Building Regulations, other regulatory requirements and Third-Party Acceptance, as appropriate;
- Sources.

MAJOR POINTS OF ASSESSMENT

Moisture Control - the Product can contribute to limiting the risk of interstitial and surface condensation (see section 2.2.9).

Fire Performance - the Product is classified as European Classification F (combustible), in accordance with BS EN 13501-1 (see section 2.2.10).

Thermal Performance - the Product increases the thermal insulation of a pitched roof structure (see section 2.2.11).

Durability - the Product will have a service life durability equivalent to that of the structure into which it is incorporated (see section 2.2.12).

CE Marking - the Agrément holder has responsibility for CE marking in accordance with all relevant harmonised European Product Standards. An asterisk (*) appearing in this Agrément indicates value included in the Declaration of Performance (DoP) (see section 2.2.13).

CONTENTS

Chapter 1 - General considerations

- 1.1 - Conditions of use
- 1.2 - Production Control and Quality Management System
- 1.3 - Annual verification procedure - continuous surveillance

Chapter 2 - Technical assessment

- 2.1 - Product components and ancillary items
- 2.2 - Points of attention to the Specifier
- 2.3 - Examples of details
- 2.4 - Installation
- 2.5 - Independently assessed Product characteristics

Chapter 3 - CDM, national Building Regulations and Third-Party Acceptance

- 3.1 - The Construction (Design and Management) Regulations 2015 and The Construction (Design and Management) Regulations (Northern Ireland) 2016
- 3.2 - The national Building Regulations
- 3.3 - Third-Party Acceptance

Chapter 4 - Sources

Chapter 5 - Amendment history

CHAPTER 1 - GENERAL CONSIDERATIONS

1.1 - CONDITIONS OF USE

1.1.1 Design considerations

See section 2.1.

1.1.2 Application

The assessment of the Product relates to its use in accordance with this Agrément and the Agrément holder's requirements.

1.1.3 Assessment

Kiwa Ltd. has assessed the Product in combination with relevant test reports, technical literature, the Agrément holder's quality plan, DoPs and site visit as appropriate. The NHBC Standards have also been taken into consideration.

1.1.4 Installation supervision

The quality of installation and workmanship must be controlled by a competent person who must be an employee of the installation company.

The Product must be installed strictly in accordance with the instructions of the Agrément holder and the requirements of this Agrément.

1.1.5 Geographical scope

The validity of this document is limited to England, Wales, Scotland and Northern Ireland, with due regard to chapter 3 of this Agrément (CDM, national Building Regulations and Third-Party Acceptance).

1.1.6 Validity

The purpose of this BDA Agrément® is to provide for well-founded confidence to apply the Product within the Scope described. The validity of this Agrément is three years after the issue date, and as published on www.kiwa.co.uk/bda.

1.2 - PRODUCTION CONTROL AND QUALITY MANAGEMENT SYSTEM

Kiwa Ltd. has determined that the Agrément holder fulfils all obligations in relation to this Agrément, in respect of the Product.

The initial audit demonstrated that the Agrément holder has a satisfactory Quality Management System (QMS) and is committed to continuously improving their quality plan. Document control and record keeping procedures were deemed satisfactory. A detailed Production Quality Specification (PQS) has been compiled to ensure traceability and compliance under the terms of this Agrément.

1.3 - ANNUAL VERIFICATION PROCEDURE - CONTINUOUS SURVEILLANCE

To demonstrate that the Product is in conformity with the requirements of the technical specification described in this Agrément, an Annual Verification procedure has been agreed with the Agrément holder in respect of continuous surveillance and assessment, and auditing of the Agrément holder's QMS.

This Agrément does not constitute a design guide for the Product. It is intended as an assessment of fitness for purpose only.

2.1 - PRODUCT COMPONENTS AND ANCILLARY ITEMS

2.1.1 Product components included within the scope of this Agrément

The following components are integral to the use of the Product:

Item	Description	Dimensions
BreatherQuilt	multi-foil thermal insulation and breathable layer	1.2 m wide by 10 m long by 40 mm (mean) thick rolls providing 12 m ² coverage 700 g/m ² (mean) weight
YBS Silver Cloth Jointing Tape	waterproof backed acrylic self-adhesive tape	75 mm wide by 50 m long rolls

2.1.2 Ancillary items falling outside the scope of this Agrément

Ancillary items detailed in this section may be used in conjunction with the Product but fall outside the scope of this Agrément:

- staples or nails - stainless steel or galvanised steel, minimum 14 mm long;
- vapour control layer (hereinafter 'VCL');
- counter battens - pre-treated timber counter battens;
- additional insulation - including glass mineral wool (GMW); expanded polystyrene (EPS); extruded polystyrene (XPS); polyisocyanurate (PIR); phenolic; sheep's wool; or polyester fibre insulation (YBS Non-Itch);
- roof void vents - plastic vents to provide cavity ventilation;
- SuperQuilt - multi-foil thermal insulation layer VCL used under rafters.

2.2 - POINTS OF ATTENTION TO THE SPECIFIER

2.2.1 Design responsibility

A Specifier may undertake a project specific design in which case it is recommended that the Specifier co-operates closely with the Agrément holder. The Specifier or installing contractor is responsible for the final as-built design.

2.2.2 Applied building physics (heat, air, moisture)

The physical behaviour of the building incorporating the Product shall be verified as suitable by a competent specialist, who can be either a qualified employee of the Agrément holder or a qualified consultant. The Specialist will check the physical behaviour of the building design and if necessary, can offer advice in respect of improvements to achieve the final specification. It is recommended that the Specialist co-operates closely with the Agrément holder.

2.2.3 General design considerations

The uncompressed Product is most thermally effective with a minimum 13 mm non-ventilated air cavity (formed using timber battens or structural timbers (rafters)) to the underside of the Product.

Roof design considerations

Existing pitched timber roofs shall be structurally sound, be in a good state or repair, and free from any damp or mould.

New pitched timber roofs shall be designed and constructed in accordance with the national Building Regulations to prevent moisture penetration and air infiltration.

The Product is suitable for all wind zones (due to the Product being fully taped).

Insulation batts or boards in a pitched roof void will be required to meet the U-value requirement of the national Building Regulations.

The junction between a roof and wall shall be fire stopped. The minimum period of fire resistance of roof/wall junctions must be maintained in accordance with the provisions of the national Building Regulations.

Account should be taken of:

- Government Accredited Construction Details for Part L - Timber Frame Illustrations in England and Wales;
- Accredited Construction Details for Scotland;
- PAS 2030; and
- PAS 2035.

Guidance on linear thermal transmittance, heat flows and surface temperatures can be found in the documents supporting the national Building Regulations and BS EN ISO 10211, BRE Information Paper IP1/06, BRE Report 262 and BRE Report 497.

Thermal transmittance (U-value) calculations of specific pitched roof constructions incorporating the Product should be carried out in accordance with BS EN ISO 6946, BS EN ISO 10211, and BRE Report 443. Design thermal values can be found in BS EN ISO 10456.

The requirement for limiting heat loss through a pitched roof, including the effect of thermal bridging, can be satisfied if the U-value of a pitched roof incorporating the Product does not exceed the target U-value requirement in the national Building Regulations.

The design and construction of junctions with walls and openings should minimise air infiltration and thermal bridging. To minimise the effect of thermal bridging cross-battening is advised.

A non-ventilated cavity shall be present below the Product.

Habitable room in roof space ventilation shall be in accordance with BS 5250 Annex H. Care shall be taken to provide adequate trickle ventilation, particularly in rooms expected to experience high humidity.

Any ventilation openings should be sufficiently small or suitably protected by mesh to prevent the ingress of birds and small animals.

Any openings or penetrations in a vaulted ceiling lining and ceiling-wall joints must be well sealed to avoid condensation around the Product.

Product considerations

The Product can be cut using a sharp pair of scissors or craft knife.

The Product shall be cut to fit around openings or connections; gaps shall be minimised and any exposed cut edges shall be sealed using YBS Silver Cloth Jointing Tape.

Penetration of the Product by services should be kept to a minimum and shall be sealed using YBS Silver Cloth Jointing Tape.

Sarking board and shingles or tile battens and tiles/slates shall be installed immediately after installation of the Product to protect it from rain in accordance with BS 5534.

At openings in a roof structure e.g. rooflights, the Product shall be supported by battens around the opening.

Where a vaulted plasterboard ceiling lining is installed to encapsulate the Product, it shall be designed and installed directly to the rafters in accordance with BS 8212.

The Product shall be:

- suitably separated or shielded from any potential source of ignition during installation and once incorporated in a pitched roof build-up;
- separated from any heat-producing chimney, ductwork or flue pipe penetrations of a pitched roof, as recommended in the supporting documents to the national Building Regulations, and shall not be in contact with heat sources greater than 80 °C.

2.2.4 Project specific design considerations

No pre-installation survey is required for the installation of the Product.

Due consideration shall be given to the need to conduct a condensation risk analysis in accordance with BS 5250 Annex H.

2.2.5 Permitted applications

Only applications designed according to the specifications given in this Agrément are permitted; in each case the Specifier will have to co-operate closely with the Agrément holder.

2.2.6 Installer competence level

The Product must be installed strictly in accordance with the instructions of the Agrément holder and the requirements of this Agrément.

Installation can be undertaken by competent persons experienced in this sort of work.

2.2.7 Delivery, storage and site handling

The Product is delivered to site in suitable packaging, that bears the Product name, the Agrément holder's name and the BDA Agrément® logo incorporating the number of this Agrément.

Store the Product in accordance with the Agrément holder's requirements. Particular care must be taken to:

- avoid exposure to direct sunlight for extended periods of time;
- avoid exposure to high or low temperatures for extended periods of time;
- store in a well-ventilated covered area to protect from rain, frost and humidity;
- store away from possible ignition sources;
- store in clean dry conditions;
- protect from being dropped or crushed;
- store away from flammable material, organic solvents and plasticisers;
- protect from mud and dirt.

For longer term protection on-site, the Product should be stored indoors.

Contaminated or wet Product shall not be used.

2.2.8 Maintenance and repair

Once installed, the Product does not require maintenance. The external pitched roof finish shall be maintained in a weathertight condition.

Holes in the Product shall be repaired using YBS Silver Cloth Jointing Tape. For advice in respect of repair, consult the Agrément holder.

Performance factors in relation to the Major Points of Assessment

2.2.9 Moisture control

Condensation risk

Pitched timber roofs incorporating the Product can adequately limit the risk of interstitial and surface condensation when designed and constructed in accordance with BS 5250 Annex H and BRE Report 262.

2.2.10 Fire performance

The Product is classified as European Classification F (combustible), in accordance with BS EN 13501-1.

The Product has a low rate of heat release and a low rate of fire growth when ignited.

When the Product is:

- left exposed, it may contribute to an existing fire hazard;
- contained within a roof void, it will not contribute to the development stages of a fire or present a smoke or toxic hazard.

The Product does not:

- prejudice the fire resistance of a pitched roof;
- affect the external fire exposure classification obtained by tiled or slated roofs in accordance with BS 476-3.

2.2.11 Thermal performance

The Product has a low hemispherical emissivity surface, in accordance with BS EN 16012 Annex D.

The thermal resistance of the Product has been declared in accordance with BS EN 16012 and BS EN 12667.

The Product acts by creating a low emissivity surface in a roof, thus reflecting heat back into a building.

The Product is effective:

- in improving the thermal insulation of pitched timber roofs and helps to reduce energy transfer by conduction, convection and radiation;
- in winter by reflecting heat back into a building;
- in summer by providing an effective barrier to solar over-heating.

The product works as a waterproof and breathable membrane when used in conjunction with YBS Silver Cloth Jointing Tape and built in Double Sided Horizontal Overlapping Jointing Tape.

2.2.12 Durability

The Product will have a service life durability equivalent to that of the structure into which it is incorporated.

The expected lifespan of the building itself should be at least 60 years.

The Product is coated with nitrocellulose to provide a corrosion-resistant surface.

The Product is stable, rot-proof, non-hygroscopic, water-resistant, inert, non-toxic, does not sustain vermin or insects and will not encourage the growth of fungi or mould.

Once installed, the Product is protected in service from agents liable to cause deterioration.

2.2.13 CE Marking

The harmonised European standard for the Product is Draft BS EN 16863.

2.3 - EXAMPLES OF TYPICAL DETAILS

Diagram 1 - above rafter with counter batten

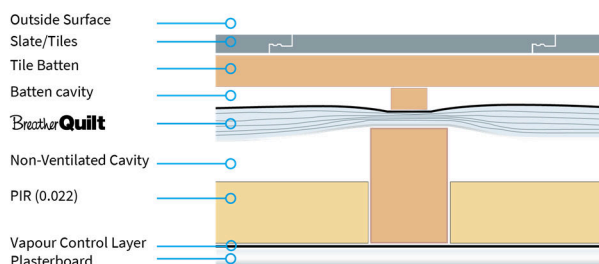


Diagram 2 - above rafter draped without counter batten

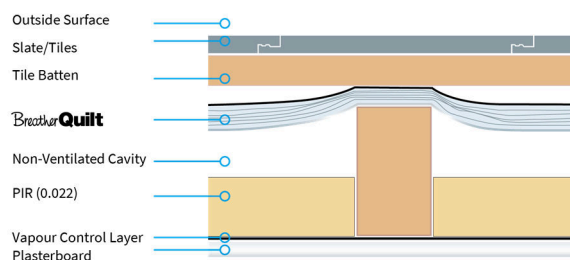


Diagram 3 - above rafter with counter batten and SuperQuilt

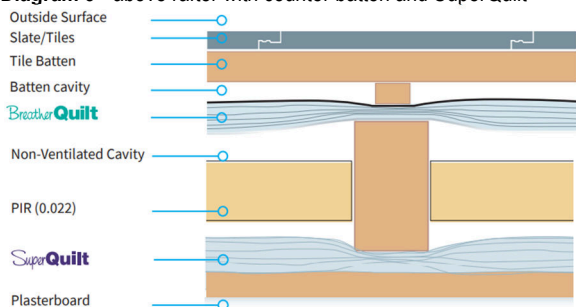


Diagram 4 - above rafter draped without counter batten, with SuperQuilt

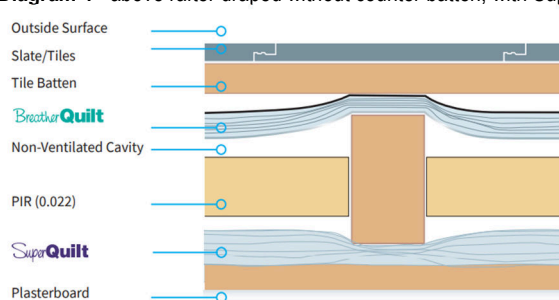
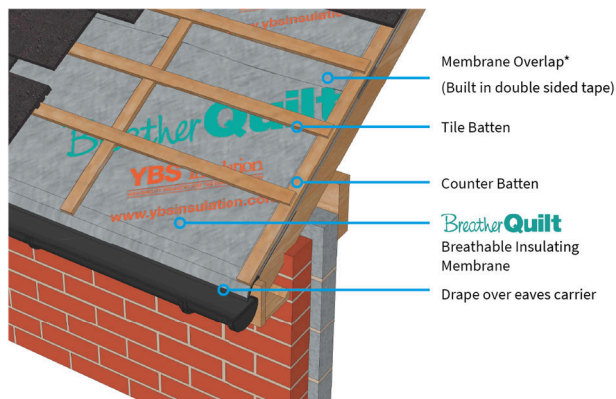
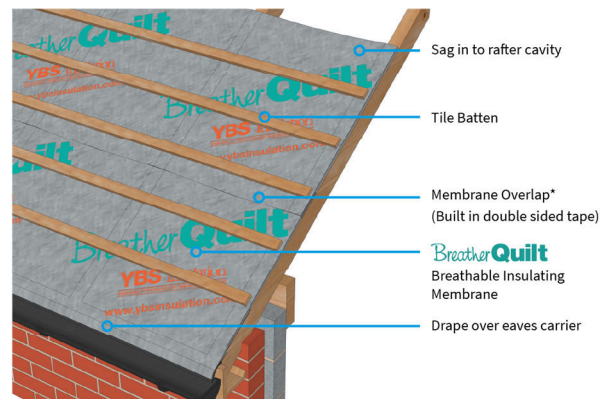


Diagram 5 - installation with counter batten



* Membrane overlaps to be in accordance with NHBC performance standard 7.2.14 (Table 7)
less than 15 ° = 225mm
15 - 34 ° = 150mm
35 ° and above = 100mm

Diagram 6 - installation draped without counter batten



* Membrane overlaps to be in accordance with NHBC performance standard 7.2.14 (Table 7)
less than 15 ° = 225mm
15 - 34 ° = 150mm
35 ° and above = 100mm

2.4 - INSTALLATION

The Product must be installed strictly in accordance with the instructions of the Agrément holder and the requirements of this Agrément.

2.4.1 Installer competence level

See section 2.2.6.

2.4.2 Delivery, storage and site handling

See section 2.2.7.

2.4.3 Project specific installation considerations

No pre-installation survey is required for the installation of the Product.

2.4.4 Preparation

The following factors shall be considered prior to the commencement of work:

- ensure that sufficient material is available for the planned work.

2.4.5 Outline installation procedure

The key sequence for installation is:

- install 25 mm battens parallel with the rafters;
- cut the Product equal to the width of the sloping section plus 100 mm;
- install the Product starting at the bottom edge of the roof, directly from the roll;
- work horizontally and nail or staple the Product to the first rafter;
- pull the Product tight and proceed across the roof;
- install the next layer of Product overlapping the first roll by 100 mm and nail or staple as before;
- seal the horizontal laps using the double-sided tape;
- butt joint additional rolls at rafters, staple ends of roll;
- seal vertical joints using YBS Silver Cloth Jointing Tape.

2.4.6 Finishing

There is no finishing required to the Product upon completion of the installation.

2.5 - INDEPENDENTLY ASSESSED PRODUCT CHARACTERISTICS

2.5.1 Moisture control

Test	Result
Water vapour transmission resistance	0.145 MNs/g*
Water vapour diffusion-equivalent air layer thickness (Sd)	0.029 m
Moisture resistance factor (μ), in accordance with BS EN ISO 12572	mean 324
Moisture resistance factor (μ_d), in accordance with BS EN ISO 12572	mean 0.04 m
Density moisture flow rate, in accordance with BS EN ISO 12572	mean 4.56 kg/m ² /s
Resistance to water penetration in accordance with BS EN 13859	Class W1 [^]

[^] outer layer

2.5.2 Strength

Test	Result	
Tensile strength parallel to faces, in accordance with BS EN 1608	132 kPa*	
Resistance to tearing (nail shank), in accordance with BS EN 12310-1	Length	273 N*
	Width	298 N*
Dimensional stability under specified temperature and humidity, in accordance with BS EN 1604	Length	mean -2.73 %
	Width	mean -1.15 %

2.5.3 Fire performance

Test	Result
Reaction to fire classification, in accordance with BS EN 13501-1	F (combustible)

2.5.4 Thermal performance

Test	Result
Hemispherical emissivity coefficient of foil outer faces, in accordance with BS EN 16012 Annex D	0.05*
Thermal resistance of Product core, in accordance with BS EN 16012	1.17 m ² K/W*
Calculated thermal resistance, in accordance with BS EN 16012	Product core with one adjacent 13 mm non-ventilated cavity 1.62 m ² K/W*

CHAPTER 3 - CDM, NATIONAL BUILDING REGULATIONS AND THIRD-PARTY ACCEPTANCE

3.1 - THE CONSTRUCTION (DESIGN AND MANAGEMENT) REGULATIONS 2015 AND THE CONSTRUCTION (DESIGN AND MANAGEMENT) REGULATIONS (NORTHERN IRELAND) 2016

Information in this Agrément may assist the client, Principal Designer/CDM co-ordinator, designer and contractors to address their obligations under these Regulations.

3.2 - THE NATIONAL BUILDING REGULATIONS

In the opinion of Kiwa Ltd., the Product, if installed and used in accordance with Chapter 2 of this Agrément, can satisfy or contribute to satisfying the relevant requirements of the following national Building Regulations.

3.2.1 - ENGLAND THE BUILDING REGULATIONS 2010 AND SUBSEQUENT AMENDMENTS

- C2(b) Resistance to moisture - the Product can contribute to satisfying this Regulation
- C2(c) Resistance to moisture - the Product can contribute to limiting the risk of surface and interstitial condensation
- J4 Protection of the building - the Product can be separated from heat producing appliances, flue pipes or chimneys to prevent a building from catching fire
- L1(a)(b) Conservation of fuel and power - the Product can contribute to satisfying this Regulation
- Regulation 7 Materials and workmanship - the Product is manufactured from suitably safe and durable materials for its application and can be installed to give satisfactory performance
- Regulation 23 Requirements relating to thermal elements - the use of the Product can contribute to the conservation of fuel and power in buildings by limiting heat gains and losses through a pitched roof
- Regulation 25 Minimum energy performance Requirements for new buildings - the Product can contribute to the target CO₂ emission rates
- Regulation 26 CO₂ emission rates for new buildings - the Product can contribute to satisfying this Regulation
- Regulation 26A Fabric energy efficiency rates for new buildings - the Product can contribute to satisfying this Regulation

3.2.2 - WALES THE BUILDING REGULATIONS 2010 AND SUBSEQUENT AMENDMENTS

- C2(b) Resistance to moisture - the Product can contribute to satisfying this Regulation
- C2(c) Resistance to moisture - the Product can contribute to limiting the risk of surface and interstitial condensation
- J4 Protection of the building - the Product can be separated from heat producing appliances, flue pipes or chimneys to prevent a building from catching fire
- L1(a)(b) Conservation of fuel and power - the Product can contribute to satisfying this Regulation
- Regulation 7 Materials and workmanship - the Product is manufactured from suitably safe and durable materials for its application and can be installed to give satisfactory performance
- Regulation 23 Requirements relating to thermal elements - the use of the Product can contribute to the conservation of fuel and power in buildings by limiting heat gains and losses through a pitched roof
- Regulation 25 Minimum energy performance Requirements for new buildings - the Product can contribute to the target CO₂ emission rates
- Regulation 26 CO₂ emission rates for new buildings - the Product can contribute to satisfying this Regulation
- Regulation 26A Primary energy consumption rates for new buildings - the Product can contribute to satisfying this Regulation
- Regulation 26B Fabric performance values for new dwellings - the Product can contribute to satisfying this Regulation

3.2.3 - SCOTLAND THE BUILDING (SCOTLAND) REGULATIONS 2004 AND SUBSEQUENT AMENDMENTS

3.2.3.1 Regulations 8 (1)(2) Durability, workmanship and fitness of materials

- the Product is manufactured from acceptable materials and is adequately resistant to deterioration and wear under normal service conditions, provided it is installed in accordance with the requirements of this Agrément

3.2.3.2 Regulation 9 Building Standards - Construction

- 2.3 Structural protection - the Product can be separated from heat producing appliances, flue pipes or chimneys to prevent a building from catching fire
- 3.10 Precipitation - the Product can resist precipitation penetrating to the inner face of a building
- 3.15 Condensation - pitched roofs incorporating the Product can contribute to protecting a building from moisture caused by surface or interstitial condensation
- 3.19 Combustion appliances - relationship to combustible materials - the Product can be separated from heat producing appliances, flue pipes or chimneys to prevent a building from catching fire
- 6.1(b) Carbon dioxide emissions - the Product can contribute to satisfying this Requirement
- 6.2 Building insulation envelope - the Product can contribute to satisfying this Requirement
- 7.1(a)(b) Statement of sustainability - the Product can contribute to satisfying the relevant Requirements of Regulation 9, Standards 1 to 6, and therefore can contribute to a construction meeting a bronze level of sustainability as defined in this Standard; in addition, the Product can contribute to a construction meeting a higher level of sustainability as defined in this Standard

3.2.3.3 Regulation 12 Building Standards - Conversions

- all comments given under Regulation 9 also apply to this Regulation, with reference to Schedule 6 of the Building (Scotland) Regulations 2004 and subsequent amendments, clause 0.12 of the Technical Handbook (Domestic) and clause 0.12 of the Technical Handbook (Non-Domestic)

3.2.4 - NORTHERN IRELAND

THE BUILDING REGULATIONS (NORTHERN IRELAND) 2012 AND SUBSEQUENT AMENDMENTS

- 23(a)(i)(iii)(b) Fitness of materials and workmanship - the Product is manufactured from materials which are considered suitably safe and acceptable for use as thermal insulation
- 28(b) Resistance to moisture and weather - the Product can be constructed to prevent the passage of moisture
- 29 Condensation - the Product can contribute to limiting the risk of surface and interstitial condensation
- 39(a)(i) Conservation measures - the Product can contribute to limiting heat gains and losses through a pitched roof
- 40(2) Target carbon dioxide emission rates - a pitched roof incorporating the Product can be designed and constructed as not to exceed its target CO₂ emission rate
- 43 Renovation of thermal elements - the renovation work carried out can ensure that pitched roofs comply with Requirement 39(a)(i)
- 73(1) Protection of people and buildings - the Product can be separated from heat producing appliances, flue pipes or chimneys to prevent a building from catching fire

3.3 - THIRD-PARTY ACCEPTANCE

NHBC - In the opinion of Kiwa Ltd., the Product, if installed, used and maintained in accordance with this Agrément, can satisfy or contribute to satisfying the relevant requirements in relation to NHBC Standards, Chapter 7.2 Pitched roofs.

CHAPTER 4 - SOURCES

- BS EN ISO 6946:2017 Building components and building elements. Thermal resistance and thermal transmittance. Calculation methods
- BS EN ISO 10211:2017 Thermal bridges in building construction. Heat flows and surface temperatures. Detailed calculations
- BS EN ISO 10456:2007 Building materials and products. Hygrothermal properties. Tabulated design values and procedures for determining declared and design thermal values
- BS EN ISO 12572:2016 Hygrothermal performance of building materials and products. Determination of water vapour transmission properties. Cup method
- BS EN 1604:2013 Thermal insulating products for building applications. Determination of dimensional stability under specified temperature and humidity conditions
- BS EN 1608:2013 Thermal insulating products for building applications. Determination of tensile strength parallel to faces
- BS EN 12310-1:2000 Flexible sheets for waterproofing. Determination of resistance to tearing (nail shank). Bitumen sheets for roof waterproofing
- BS EN 12667:2001 Thermal performance of building materials and products. Determination of thermal resistance by means of guarded hot plate and heat flow meter methods. Products of high and medium thermal resistance
- BS EN 13501-1:2018 Fire classification of construction products and building elements. Classification using data from reaction to fire tests
- BS EN 13859-1:2014 Flexible sheets for waterproofing. Definitions and characteristics of underlays. Underlays for discontinuous roofing
- BS EN 16012:2012+A1:2015 Thermal insulation for buildings. Reflective insulation products. Determination of the declared thermal performance
- Draft BS EN 16863 Thermal insulation products for buildings. Factory made reflective insulation products (RI). Specification
- BS 476-3:2004 Fire tests on building materials and structures. Classification and method of test for external fire exposure to roofs
- BS 5250:2011+A1:2016 Code of practice for control of condensation in buildings
- BS 5534:2014+A2:2018 Slating and tiling for pitched roofs and vertical cladding. Code of practice
- BS 8212:1995 Code of practice for dry lining and partitioning using gypsum plasterboard
- Accredited construction details (Scotland) - Part 3 Timber frame construction details: 2015
- BRE Information Paper 1/06:2006 Assessing the effects of thermal bridging at junctions and around openings
- BRE Report 262:2002 Thermal insulation: avoiding risks
- BRE Report 443:2006 Conventions for U-value calculations
- BRE Report 497:2016 Conventions for Calculating Linear thermal transmittance and Temperature Factors
- Government Accredited Construction Details for Part L:2019
- NHBC Standards:2020
- PAS 2030:2019 Specification for the installation of energy efficiency measures in existing dwellings and insulation in residential park homes
- PAS 2035:2019 Retrofitting dwellings for improved energy efficiency. Specification and guidance

Remark: apart from these sources, technical information and confidential reports have been assessed; any relevant documents are in the possession of Kiwa Ltd. and kept in the Technical Assessment File of this Agrément. The Installation Manual for the Product may be subject to change, the Agrément holder should be contacted for clarification of revision.

CHAPTER 5 - AMENDMENT HISTORY

Revision	Amendment Description	Amended By	Approved By	Date
-	First Issue	C Devine	C Vurley	June 2021